

**CBR** sia

Šampētera iela 8-3  
Rīga, LV-1046, LATVIJA  
GMS: +371 29809183  
e-pasts: [cbrlv@apollo.lv](mailto:cbrlv@apollo.lv)  
[www.cbr.lv](http://www.cbr.lv)

# LABORATORIJAS MĒBELES

## CATALOGUE OF LABORATORY FURNITURE LABORATORIJAS MĒBEĻU KATALOGS



## ABOUT US / PAR MUMS

## LABORATORY FURNITURE AND FUME CUPBOARDS LABORATORIJAS MĒBELES UN VEKMES SKAPJI

## FUME CUPBOARDS, EXHAUSTING SYSTEMS VELKMES SKAPJI, NOSŪCES SISTĒMAS

Mūsu uzņēmums ir tradicionāls **laboratorijas mēbeļu un velkmes skapju** ražotājs un Jūsu profesionālais partneris laboratoriju projektēšanā, ieviešanā, aprīkošanā un piegādē tai skaitā laboratorijas mēbeļu, tehnoloģisko iekārtu un palīgmateriālu piegādē.

**Mēs strādājam Latvijas tirgū kopš 2010. gada un šo gadu laikā esam ieņēmuši vadošās pozīcijas šajā jomā.**

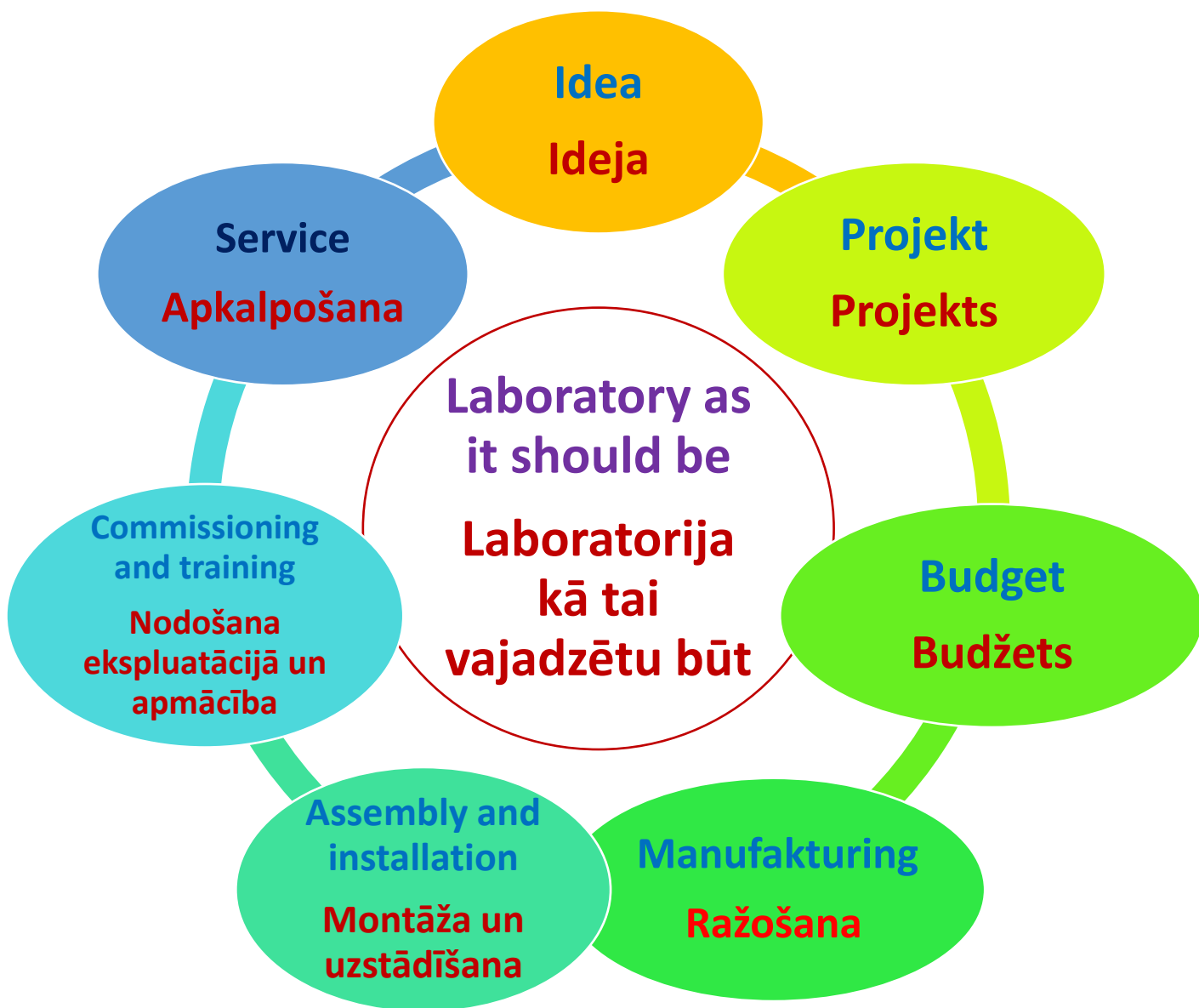
Mūsu veiksmīgās darbības pamatā, pirmkārt, ir integrēta pieeja laboratoriju interjera un aprīkojuma jautājumam, kas ietver laboratorijas mēbeļu un velkmes skapju konstruktīvo un komunikācijas shēmu ievērošanu, kā arī noteikto tehnoloģiju, prasību personālam un ekspluatācijas materiāliem ievērošanu.

From A to Z  
No A līdz Z



The company CBR s.i.a. provides a complete solution to the user requirements from an idea of proposition of laboratory interiors through processing of a project, manufacturing of the required elements, assembly and commissioning of them, to the routine operational maintenance and specified service.

Uzņēmums CBR s.i.a. nodrošina pilnīgu risinājums lietotāja prasībām no idejas laboratorijas interjera piedāvājuma līdz projekta izstrādei, izgatavošanai nepieciešamos elementus, to montāžu un ekspluatāciju, kārtējai ekspluatācijas apkopei un noteiktajam servisam.



FUME CUPBOARDS / VELKMES SKAPJI













<b>TYPE</b> — <b>TIPS</b>	Fume cupboard, The height of the worktop 900 mm Velkmes skapis, darba virsmas augstums 900 mm	Fume cupboard, The height of the worktop 900 mm Velkmes skapis, darba virsmas augstums 900 mm	Fume cupboard with one window Velkmes skapis ar vienu logu	Tabletop fume cupboard Galda velkmes skapis
<b>Width – Platums</b> (mm)	1200,1500, 1800	1200,1500, 1800	1200,1500, 1800	1000
<b>Depth – Dziļums</b> (mm)	900	900	900	700
<b>Height – Augstums</b> (mm)	2400 - 2500	2400 - 2500	2400 - 2500	1400
<b>Worktop height – Darba virsmas augstums</b>	900	500	900	900

## LABORATORY TABLES – Worktops LABORATORIJAS GALDI – Darba virsmas

Basic variations of worktops are described in the Table, depths are 600 and 750 mm. Information about other materials or colours on request.

Darba virsmu pamatvariācijas ir aprakstītas tabulā, dziļums ir 600 un 750 mm. Informācija par citiem materiāliem vai krāsām pēc pieprasījuma.

	DESCRIPTION - APRAKSTS	DEPTH – DZIĻUMS (mm)
	Laminate, thickness 18 mm - Lamināts, biezums 18 mm Laminate-glued, thickness 36 mm - Līmēts lamināts, biezums 36 mm	600, 750, 900 600, 750, 900
	Postforming, thickness 38 mm - Postformings, biezums 38 mm	600, 750, 900
	Ceramic acid resistant tiles, thickness 30 mm Keramikas skābe izturīgas flīzes, biezums 30 mm	600, 750, 900
	Higher edge ( for acid – resistant tiles ) Paaugstināta apmale ( pret skābi izturīgām flīzēm )	
	Slintered ceramic tiles, thickness 30 mm Slīpētas keramikas flīzes, biezums 30 mm	600, 750, 900
	Synthetic stone, thickness 20 mm Sintētiskais akmens, biezums 20 mm	600, 750, 900
	Higher edge ( for the syntetic stone ) Paaugstināta apmale ( sintētiskajam akmenim )	
	Stainless steel AISI 304, thickness 30 mm Nerūsējošais tērauds AISI 304, biezums 30 mm Stainless steel AISI 316, thickness 30 mm Nerūsējošais tērauds AISI 316, biezums 30 mm	600, 750, 900 600, 750, 900
	Higher edge for stainless steel AISI 304 Paaugstināta apmale nerūsējošajam tēraudam AISI 304 Higher edge for stainless steel AISI 316 Paaugstināta apmale nerūsējošajam tēraudam AISI 316	
	Polypropylene, thickness 22 mm Polipropilēnes, biezums 22 mm	600, 750, 900
	Higher edge for polypropylene- Paaugstināta apmale polipropilēnam	

High-pressure laminate, thickness 19 mm (Max, Trespa) Augstspiediena lamināts, biezums 19 mm (Max, Trespa)	
Grey epoxy resin, thickness 19 mm (Durcon) Epoksīda sveķis, pelēks, biezums 19 mm (Durcon)	
Raised edge for epoxy resin, grey Paaustināta apmale epoksīda sveķiem, pelēka	
Ceramic, thickness 25 mm Keramika, biezums 25 mm	
Raised edge for ceramic Paaugstināta mala keramikai	
Enamel glass, thickness 30 mm Emaljas stikls, biezums 30 mm	

## WORKTOPS RESISTANCE – DARBA VIRSMU IZTURĪBA

Values in the Table are only approximate, the sample of the surface is provided to customer in order to test it under particular conditions. [Tabulā norādīti dati ir aptuveni, virsmas paraugs var tiek sniegts klientam, lai to pārbaudītu paredzētos apstākļos.](#)

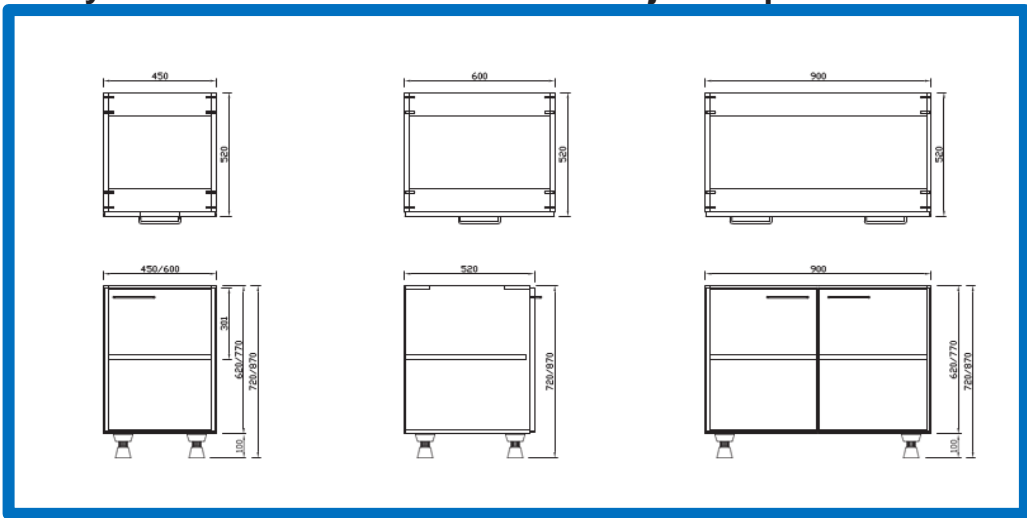
NAME	LAMINATE	POST-FORMING	CERAMIC TILES	ARTIFICIAL STONE	STAINLESS STEEL AISI 316	POLYPROPYLENE	HPL	EPOXY RESIN	CERAMIC	ENAMEL GLASS	Long time resistant Ilgu laiku izturīgs			Short-time resistant Īslaicīgs izturīgs			Not resistant Nav izturīgs		
											Green	Yellow	Red	Green	Yellow	Red	Green	Yellow	Red
Ammonia, conc.	Green	Green	Green	Green	Green	Green	Green	Green	Green	Green	Green	Green	Green	Green	Green	Green	Green	Green	Green
Potassium Dichromate, 5%	Yellow	Yellow	Green	Green	Green	Green	Green	Red	Green	Green	Green	Green	Green	Green	Green	Green	Green	Green	Green
Ethyl Alcohol	Green	Green	Green	Green	Green	Green	Green	Green	Green	Green	Green	Green	Green	Green	Green	Green	Green	Green	Green
Ethyl Acetate	Green	Green	Green	Green	Green	Green	Green	Green	Green	Green	Green	Green	Green	Green	Green	Green	Green	Green	Green
Sodium Hydroxide, 20 %	Green	Green	Green	Green	Green	Green	Green	Green	Green	Green	Green	Green	Green	Green	Green	Green	Green	Green	Green
Chloroform	Green	Green	Green	Green	Green	Yellow	Green	Green	Green	Green	Green	Green	Green	Green	Green	Green	Green	Green	Green
Isopropyl Alcohol	Green	Green	Green	Green	Green	Green	Green	Green	Green	Green	Green	Green	Green	Green	Green	Green	Green	Green	Green
Iodine, 5 % sol. in Chloroform	Green	Green	Green	Green	Green	Red	Green	Green	Green	Green	Green	Green	Green	Green	Green	Green	Green	Green	Green
Nitric Acid, conc.	Red	Red	Green	Green	Red	Red	Red	Red	Green	Green	Green	Green	Green	Green	Green	Green	Green	Green	Green
Hydrofluoric Acid	Red	Red	Red	Red	Red	Green	Green	Red	Red	Red	Red	Red	Red	Red	Red	Red	Red	Red	Red
Phosphoric Acid, conc.	Red	Red	Green	Green	Red	Green	Red	Yellow	Green	Green	Green	Green	Green	Green	Green	Green	Green	Green	Green
Formic Acid, conc.	Yellow	Yellow	Green	Green	Green	Red	Green	Green	Green	Green	Green	Green	Green	Green	Green	Green	Green	Green	Green
Sulfuric Acid, 50 %	Red	Red	Green	Green	Red	Green	Green	Green	Green	Green	Green	Green	Green	Green	Green	Green	Green	Green	Green
Hydrochloric Acid, conc.	Red	Red	Green	Green	Red	Red	Green	Green	Green	Green	Green	Green	Green	Green	Green	Green	Green	Green	Green
Potassium Permanganate, 5 %	Yellow	Yellow	Green	Green	Green	Green	Green	Red	Green	Green	Green	Green	Green	Green	Green	Green	Green	Green	Green
Hexane	Green	Green	Green	Green	Green	Green	Green	Green	Green	Green	Green	Green	Green	Green	Green	Green	Green	Green	Green
Hydrogen Peroxide, 30 %	Yellow	Yellow	Green	Green	Green	Green	Green	Green	Green	Green	Green	Green	Green	Green	Green	Green	Green	Green	Green
Petroleum Ether	Green	Green	Green	Green	Green	Green	Green	Green	Green	Green	Green	Green	Green	Green	Green	Green	Green	Green	Green
Toluene	Green	Green	Green	Green	Green	Red	Green	Green	Green	Green	Green	Green	Green	Green	Green	Green	Green	Green	Green
Mechanical resistance	Yellow	Yellow	Green	Green	Green	Red	Yellow	Yellow	Green	Green	Green	Green	Green	Green	Green	Green	Green	Green	Green
Heat resistance	Yellow	Yellow	Green	Green	Green	Red	Yellow	Yellow	Green	Green	Green	Green	Green	Green	Green	Green	Green	Green	Green
Colouring	Red	Red	Yellow	Green	Green	Red	Yellow	Yellow	Green	Green	Green	Green	Green	Green	Green	Green	Green	Green	Green

# LABORATORIJAS GALDI



## LABORATORY TABLES - UNDERBENCH CABINETS LABORATORIJAS GALDI - ZEMGALDA SKAPĪŠI

### Laboratory cabinets with doors – Laboratorijas skapīši ar durvīm

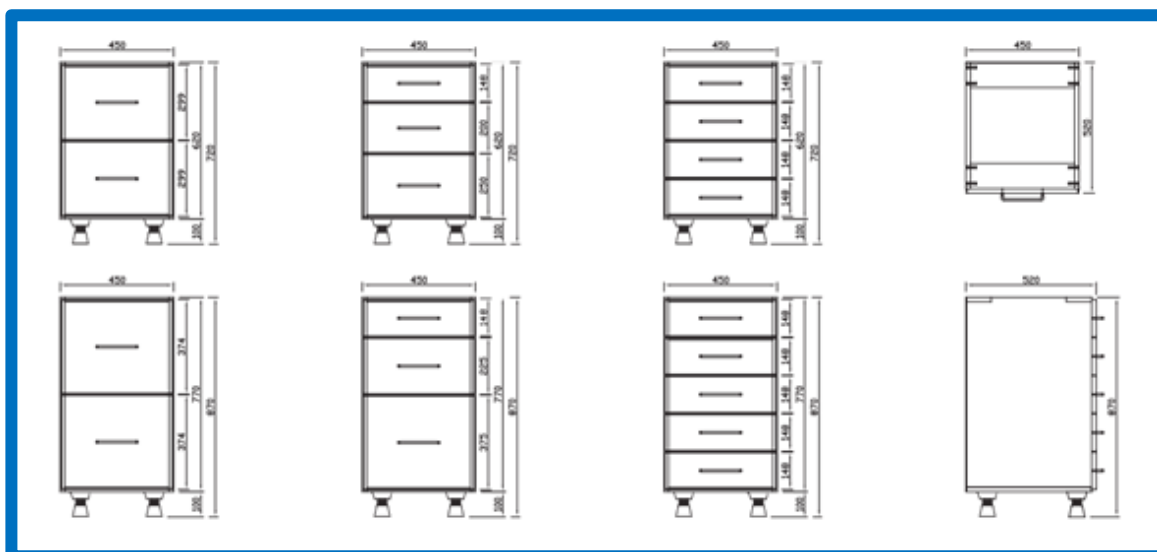








TYPE	DESCRIPTION	SIZE (WxDxH) [mm]	
LSD 1-450L	1 door	450 x 520 x 720	
LSD 1-450P	1 door	450 x 520 x 720	
LSD 1-600L	1 door	600 x 520 x 720	
LSD 1-600P	1 door	600 x 520 x 720	
LSD 1-450L	1 door	450 x 520 x 870	
LSD 1-450P	1 door	450 x 520 x 870	
LSD 1-600L	1 door	600 x 520 x 870	
LSD 1-600P	1 door	600 x 520 x 870	
LSD 3-450L	1 door, onedraw-out shelf	450 x 520 x 720	
LSD 3-450P	1 door, onedraw-out shelf	450 x 520 x 720	
LSD 3-600L	1 door, onedraw-out shelf	600 x 520 x 720	
LSD 3-600P	1 door, onedraw-out shelf	600 x 520 x 720	
LSD 3-450L	1 door, onedraw-out shelf	450 x 520 x 870	
LSD 3-450P	1 door, onedraw-out shelf	450 x 520 x 870	
LSD 3-600L	1 door, onedraw-out shelf	600 x 520 x 870	
LSD 3-600P	1 door, onedraw-out shelf	600 x 520 x 870	
LSD 4-900	2 doors	900 x 520 x 720	
LSD 4-900Z	2 doors	900 x 500 x 720	
LSD 4-900	2 doors	900 x 520 x 870	
LSD 4-900Z	2 doors	900 x 500 x 870	



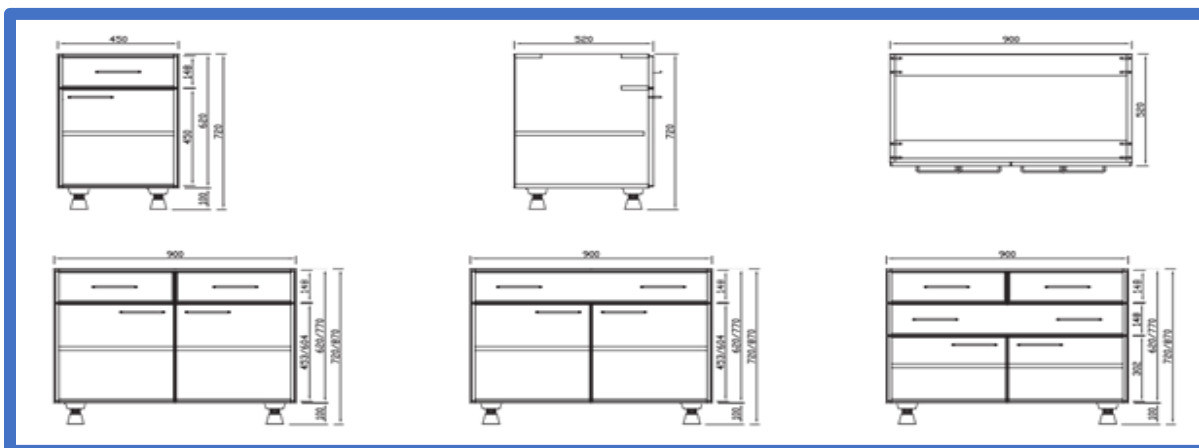


Laboratory cabinets with drawers – Laboratorijas skapīši ar atvilktņēm



TYPE	DESCRIPTION	SIZE (WxDxH) [mm]	
LSZ 2-450	2 drawers	450 x 520 x 720	
LSZ 2-600	2 drawers	600 x 520 x 720	
LSZ 2-900	2 drawers	900 x 520 x 720	
LSZ 2-450	2 drawers	450 x 520 x 870	
LSZ 2-600	2 drawers	600 x 520 x 870	
LSZ 2-900	2 drawers	900 x 520 x 870	
LSZ 3-450	3 drawers	450 x 520 x 720	
LSZ 3-600	3 drawers	600 x 520 x 720	
LSZ 3-900	3 drawers	900 x 520 x 720	
LSZ 3-450	3 drawers	450 x 520 x 870	
LSZ 3-600	3 drawers	600 x 520 x 870	
LSZ 3-900	3 drawers	900 x 520 x 870	
LSZ 4-450	4 drawers	450 x 520 x 720	
LSZ 4-600	4 drawers	600 x 520 x 720	
LSZ 4-900	4 drawers	900 x 520 x 720	
LSZ 5-450	5 drawers	450 x 520 x 870	
LSZ 5-600	5 drawers	600 x 520 x 870	
LSZ 5-900	5 drawers	900 x 520 x 870	
LSZ 6-450	3 drawers, one draw-out shelf	450 x 520 x 720	
LSZ 6-600	3 drawers, one draw-out shelf	600 x 520 x 720	
LSZ 7-450	4 drawers, one draw-out shelf	450 x 520 x 870	
LSZ 7-600	4 drawers, one draw-out shelf	600 x 520 x 870	

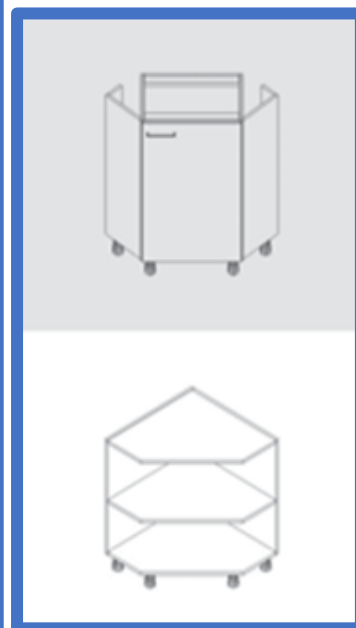
Combined laboratory cabinets – Laboratorijas kombinēti skapīši



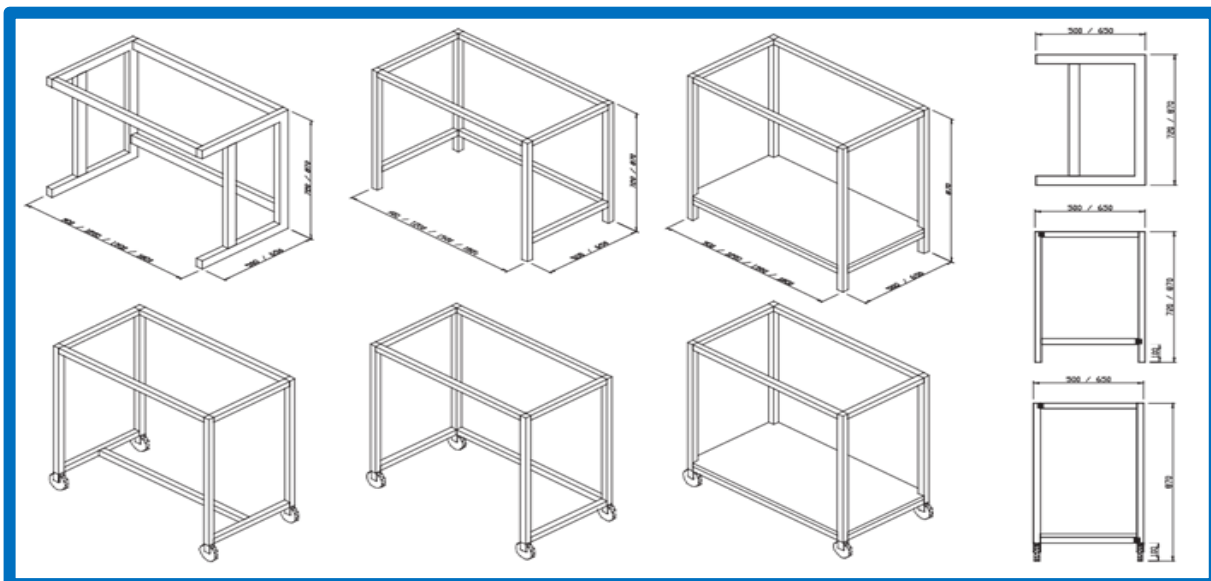
TYPE	DESCRIPTION	SIZE (WxDxH) [mm]	
LSD 2-450L	1 door, upper drawer	450 x 520 x 720	
LSD 2-450P	1 door, upper drawer	450 x 520 x 720	
LSD 2-600L	1 door, upper drawer	600 x 520 x 720	
LSD 2-600P	1 door, upper drawer	600 x 520 x 720	
LSD 2-450L	1 door, upper drawer	450 x 520 x 870	
LSD 2-450P	1 door, upper drawer	450 x 520 x 870	
LSD 2-600L	1 door, upper drawer	600 x 520 x 870	
LSD 2-600P	1 door, upper drawer	600 x 520 x 870	
LSD 5-900	2 doors, 2 upper drawers next to each other	900 x 520 x 720	
LSD 5-900	2 doors, 2 upper drawers next to each other	900 x 520 x 870	
LSD 6-900	2 door, 1 upper drawer	900 x 520 x 720	
LSD 6-900	2 door, 1 upper drawer	900 x 520 x 870	
LSD 7-900	2 door, 3 drawers (upper 2 side by side, bottom across the whole width)	900 x 520 x 720	
LSD 7-900	2 door, 3 drawers (upper 2 side by side, bottom across the whole width)	900 x 520 x 870	
LSD 8-450L	1 door, upper drawer, one draw-out shelf	450 x 520 x 720	
LSD 8-450P	1 door, upper drawer, one draw-out shelf	450 x 520 x 720	
LSD 8-600L	1 door, upper drawer, one draw-out shelf	600 x 520 x 720	
LSD 8-600P	1 door, upper drawer, one draw-out shelf	600 x 520 x 720	
LSD 8-450L	1 door, upper drawer, one draw-out shelf	450 x 520 x 870	
LSD 8-450P	1 door, upper drawer, one draw-out shelf	450 x 520 x 870	
LSD 8-600L	1 door, upper drawer, one draw-out shelf	600 x 520 x 870	
LSD 8-600P	1 door, upper drawer, one draw-out shelf	600 x 520 x 870	

Laboratory ending cabinets – Laboratorijas gala skapīši

TYPE	DESCRIPTION	SIZE (WxDxH) [mm]
STU-600	1 door	550 x 550 x 720
STU-750	1 door	700 x 700 x 720
STU-600	1 door	550 x 550 x 870
STU-750	1 door	700 x 700 x 870
SPU-600	open, one shelf	550 x 550 x 720
SPU-750	open, one shelf	700 x 700 x 720
SPU-600	open, one shelf	550 x 550 x 870
SPU-750	open, one shelf	700 x 700 x 870



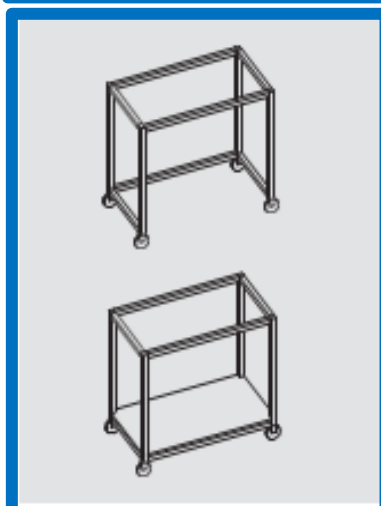
Underbech cabinets, steel constructions - Zem galda skapīši, metāla konstr.



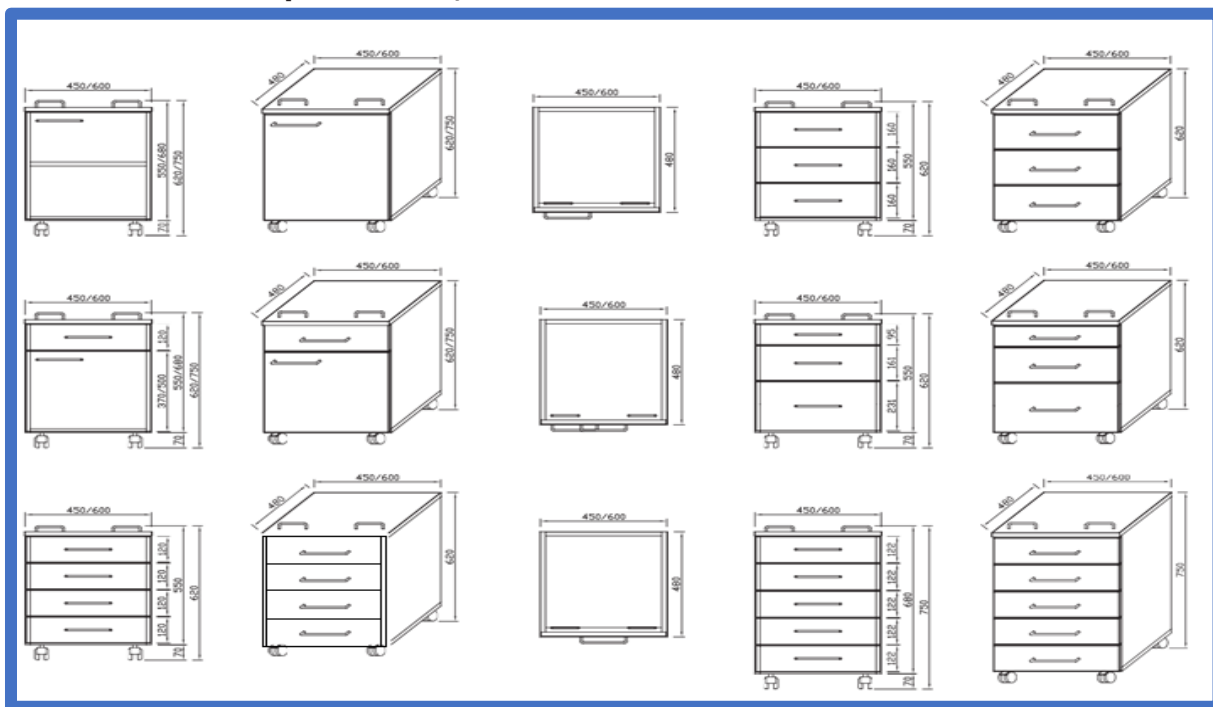
TYPE	SIZE (WxDxH) [mm]
SOK-900	900 x 500 x 720
SOK-900	900 x 650 x 720
SOK-900	900 x 500 x 870
SOK-900	900 x 650 x 870
SOK-1200	1200 x 500 x 720
SOK-1200	1200 x 650 x 720
SOK-1200	1200 x 500 x 870
SOK-1200	1200 x 650 x 870
SOK-1500	1500 x 500 x 720
SOK-1500	1500 x 650 x 720
SOK-1500	1500 x 500 x 870
SOK-1500	1500 x 650 x 870
SOK-1800	1800 x 500 x 720
SOK-1800	1800 x 650 x 720
SOK-1800	1800 x 500 x 870
SOK-1800	1800 x 650 x 870



PSPK-900	900 x 500 x 870
PSPK-900	900 x 650 x 870
PSPK-1200	1200 x 500 x 870
PSPK-1200	1200 x 650 x 870



Containers – Skapīši uz riteņiem



TYPE	DESCRIPTION	SIZE (WxDxH) [mm]
KD 1-450L	1 door	450 x 480 x 620
KD 1-450P	1 door	450 x 480 x 620
KD 1-600L	1 door	600 x 480 x 620
KD 1-600P	1 door	600 x 480 x 620
KD 1-450L	1 door	450 x 480 x 750
KD 1-450P	1 door	450 x 480 x 750
KD 1-600L	1 door	600 x 480 x 750
KD 1-600P	1 door	600 x 480 x 750
KZ 1/3-450	3 drawers (same height)	450 x 480 x 620
KZ 1/3-600	3 drawers (same height)	600 x 480 x 620
KZ 1/4-450	4 drawers (same height)	450 x 480 x 620
KZ 1/4-600	4 drawers (same height)	600 x 480 x 620
KZ 2/3-450	3 drawers (different height)	450 x 480 x 620
KZ 2/3-600	3 drawers (different height)	600 x 480 x 620
KZ 1/5-450	5 drawers (same height)	450 x 480 x 750
KZ 1/5-600	5 drawers (same height)	600 x 480 x 750
KD 2-450L	1 door, upper drawer	450 x 480 x 620
KD 2-450P	1 door, upper drawer	450 x 480 x 620
KD 2-600L	1 door, upper drawer	600 x 480 x 620
KD 2-600P	1 door, upper drawer	600 x 480 x 620
KD 2-450L	1 door, upper drawer	450 x 480 x 750
KD 2-450P	1 door, upper drawer	450 x 480 x 750
KD 2-600L	1 door, upper drawer	600 x 480 x 750
KD 2-600P	1 door, upper drawer	600 x 480 x 750

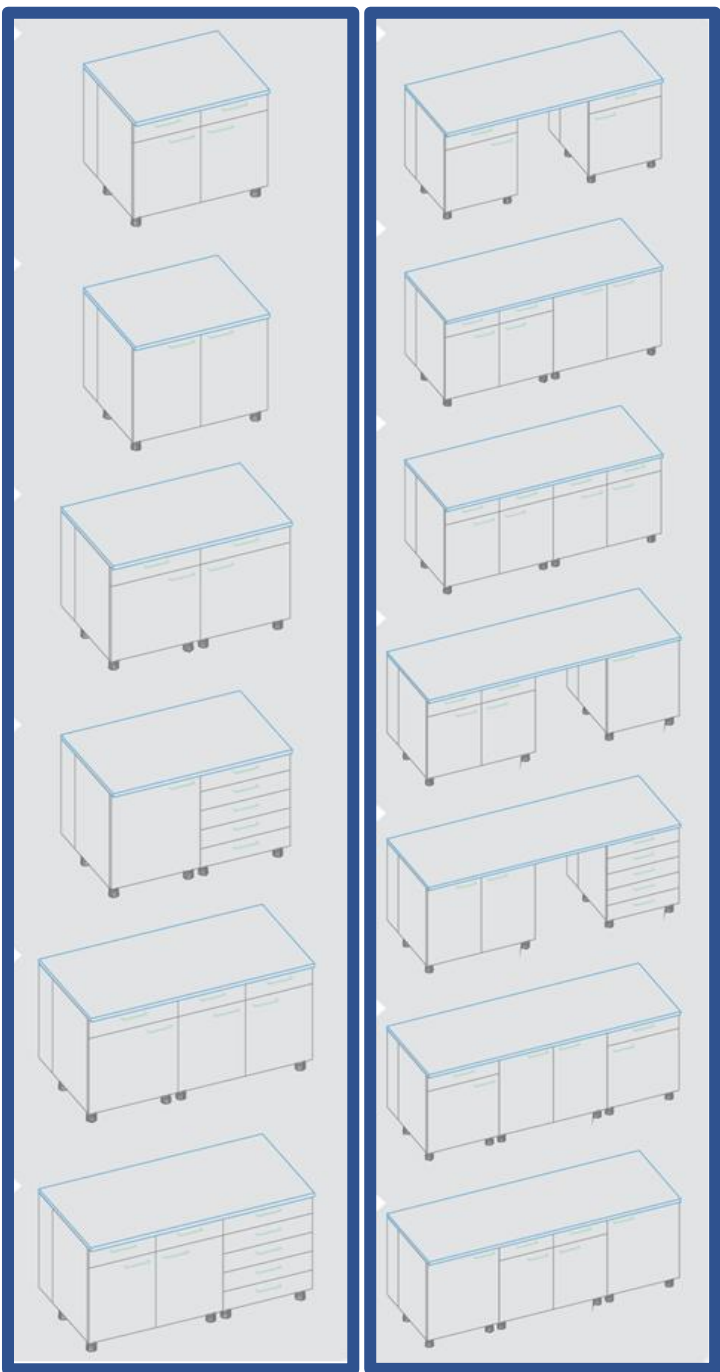


**TABLE CONFIGURATIONS  
GALDA KONFIGURĀCIJAS**



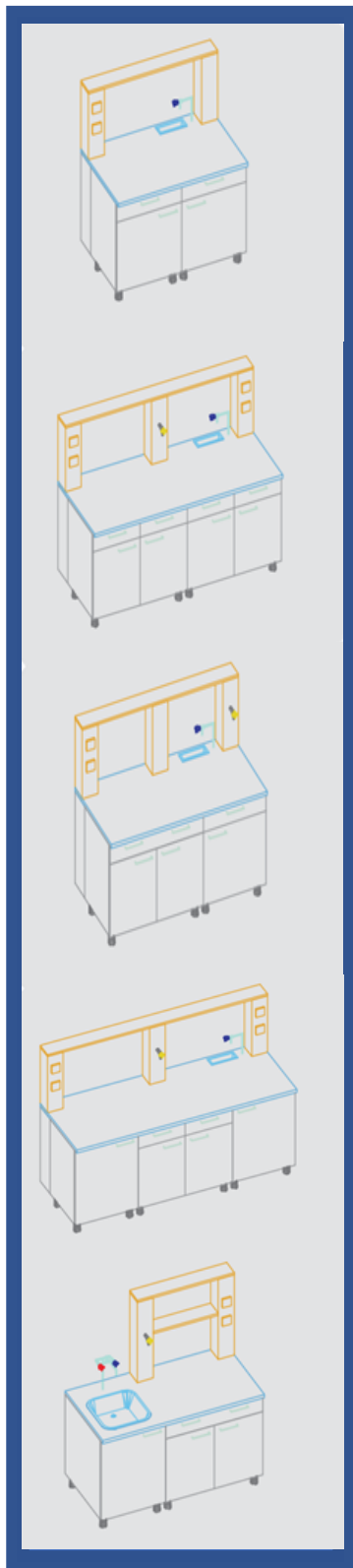
**EXAMPLES OF CONFIGURATIONS  
GALDA KONFIGURĀCIJAS PIEMĒRI**

**Laboratory tables without media distribution  
Laboratorijas galdi bez komunikācijas kolonām**

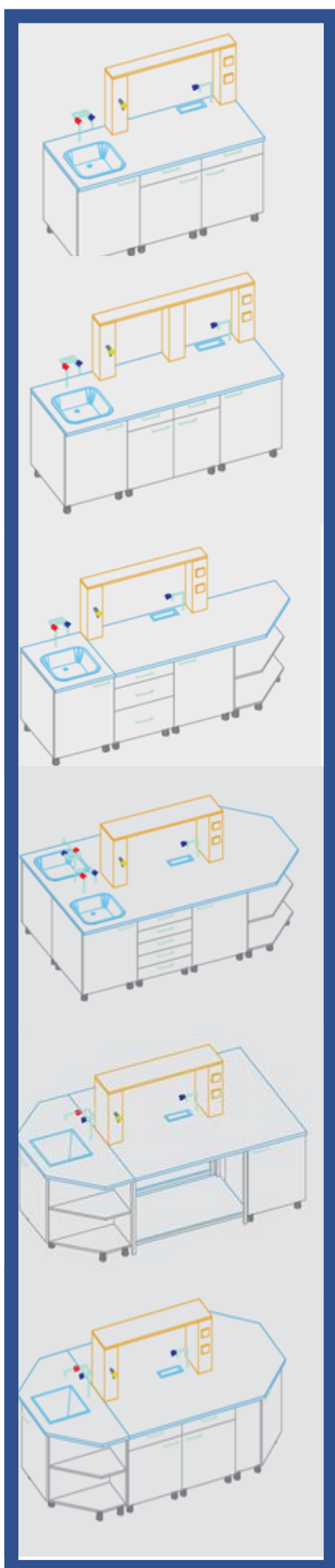


Laboratory tables with media distribution

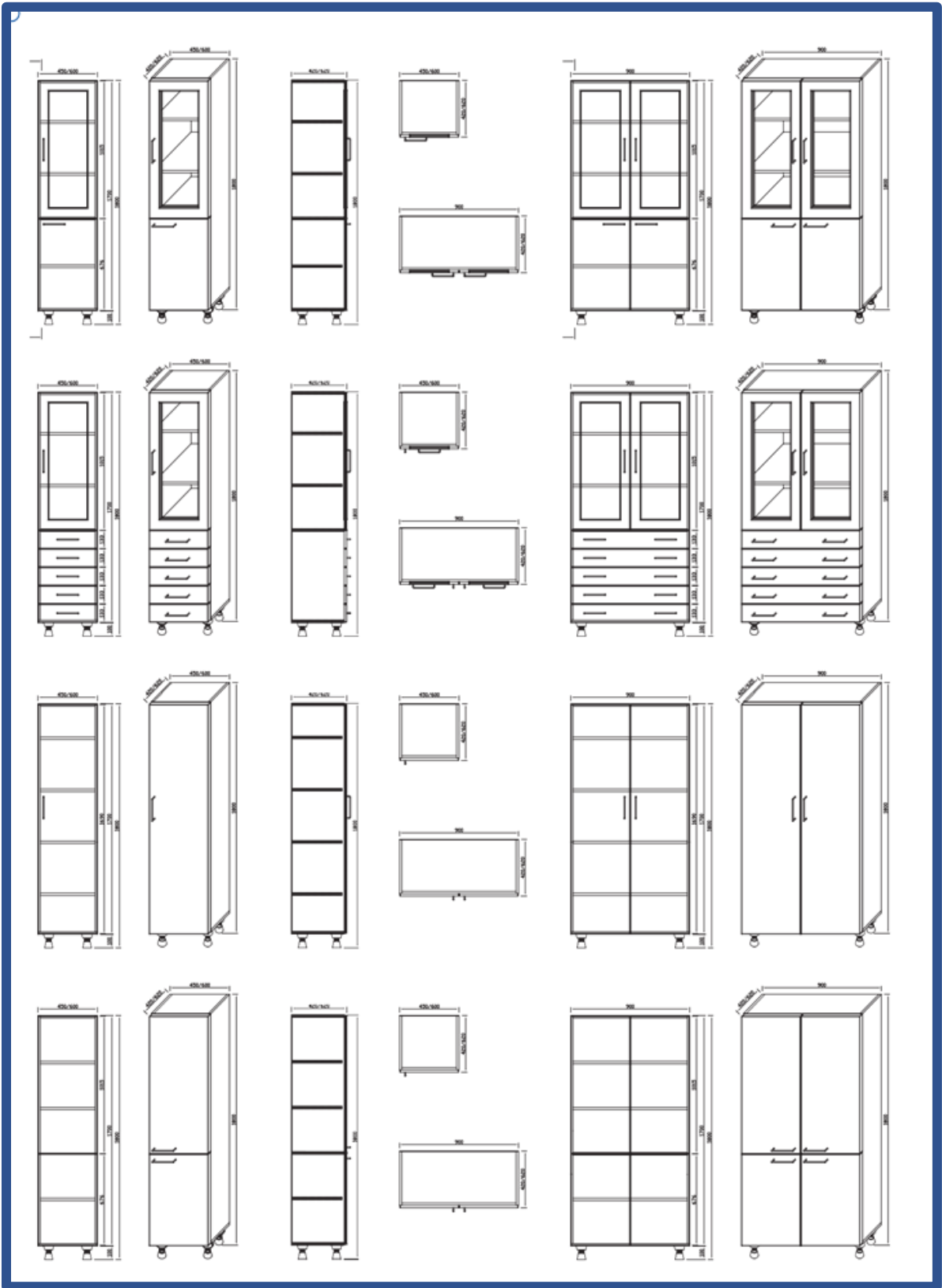
Laboratorijas saldi ar komunikācijas mediju kolonām













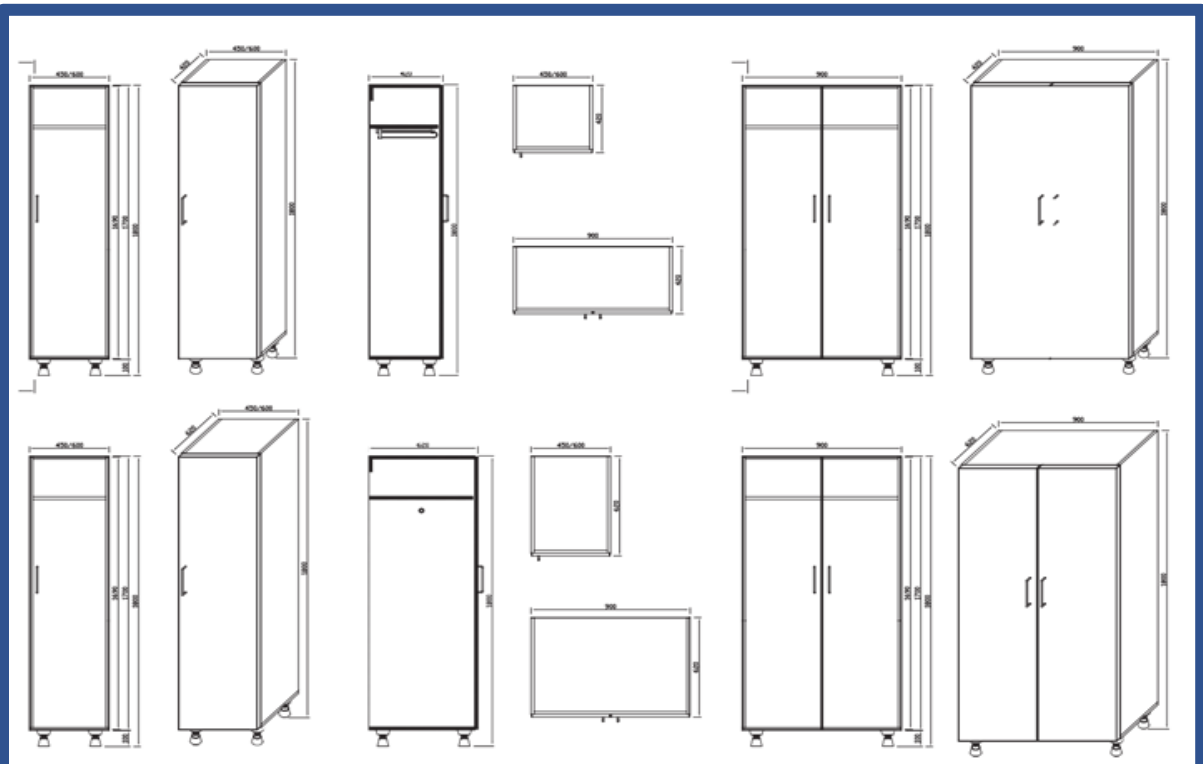


**STORAGE CABINETS  
UZGLABĀŠANAS SKAPJI**



TYPE	DESCRIPTION	SIZE (WxDxH) [mm]	
SKL 1-450L	2 doors	450 x 420 x 1800	
SKL 1-450P	2 doors	450 x 420 x 1800	
SKL 1-600L	2 doors	600 x 420 x 1800	
SKL 1-600P	2 doors	600 x 420 x 1800	
SKL 1-450L	2 doors	450 x 620 x 1800	
SKL 1-450P	2 doors	450 x 620 x 1800	
SKL 1-600L	2 doors	600 x 620 x 1800	
SKL 1-600P	2 doors	600 x 620 x 1800	
SKL 1-900	4 doors	900 x 420 x 1800	
SKL 1-900Z	4 doors	900 x 400 x 1800	
SKL 1-900	4 doors	900 x 620 x 1800	
SKL 1-900Z	4 doors	900 x 600 x 1800	
SKL 2-450L	1 door	450 x 420 x 1800	
SKL 2-450P	1 door	450 x 420 x 1800	
SKL 2-600L	1 door	600 x 420 x 1800	
SKL 2-600P	1 door	600 x 420 x 1800	
SKL 2-450L	1 door	450 x 620 x 1800	
SKL 2-450P	1 door	450 x 620 x 1800	
SKL 2-600L	1 door	600 x 620 x 1800	
SKL 2-600P	1 door	600 x 620 x 1800	
SKL 2-900	2 doors	900 x 420 x 1800	
SKL 2-900Z	2 doors	900 x 400 x 1800	
SKL 2-900	2 doors	900 x 620 x 1800	
SKL 2-900Z	2 doors	900 x 600 x 1800	
SKP 1-450L	1 door	450 x 420 x 1800	
SKP 1-450P	1 door	450 x 420 x 1800	
SKP 1-600L	1 door	600 x 420 x 1800	
SKP 1-600P	1 door	600 x 420 x 1800	
SKP 1-450L	1 door	450 x 620 x 1800	
SKP 1-450P	1 door	450 x 620 x 1800	
SKP 1-600L	1 door	600 x 620 x 1800	
SKP 1-600P	1 door	600 x 620 x 1800	
SKP 1-900	2 doors	900 x 420 x 1800	
SKP 1-900Z	2 doors	900 x 400 x 1800	
SKP 1-900	2 doors	900 x 620 x 1800	
SKP 1-900Z	2 doors	900 x 600 x 1800	
SKP 2-450L	2 doors	450 x 420 x 1800	
SKP 2-450P	2 doors	450 x 420 x 1800	
SKP 2-600L	2 doors	600 x 420 x 1800	
SKP 2-600P	2 doors	600 x 420 x 1800	
SKP 2-450L	2 doors	450 x 620 x 1800	
SKP 2-450P	2 doors	450 x 620 x 1800	
SKP 2-600L	2 doors	600 x 620 x 1800	
SKP 2-600P	2 doors	600 x 620 x 1800	
SKP 2-900	4 doors	900 x 420 x 1800	
SKP 2-900Z	4 doors	900 x 400 x 1800	
SKP 2-900	4 doors	900 x 620 x 1800	
SKP 2-900Z	4 doors	900 x 600 x 1800	

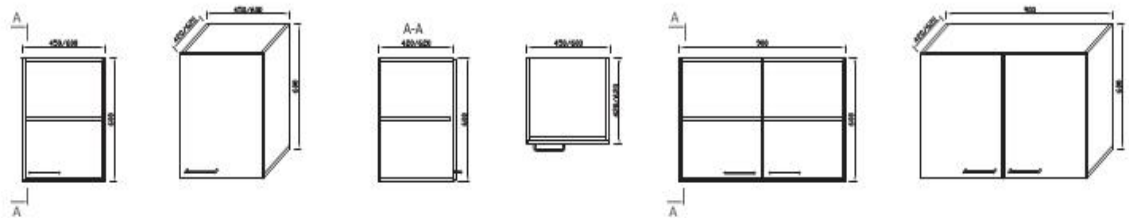
WARDROBES – DRĒBJU SKAPJI



TYPE	DESCRIPTION	SIZE (WxDxH) [mm]
SKŠ 1-450L	1 door	450 x 420 x 1800
SKŠ 1-450P	1 door	450 x 420 x 1800
SKŠ 1-600L	1 door	600 x 420 x 1800
SKŠ 1-600P	1 door	600 x 420 x 1800
SKŠ 1-450L	1 door	450 x 620 x 1800
SKŠ 1-450P	1 door	450 x 620 x 1800
SKŠ 1-600L	1 door	600 x 620 x 1800
SKŠ 1-600P	1 door	600 x 620 x 1800
SKŠ 1-900	2 doors	900 x 420 x 1800
SKŠ 1-900Z	2 doors	900 x 400 x 1800
SKŠ 1-900	2 doors	900 x 620 x 1800
SKŠ 1-900Z	2 doors	900 x 600 x 1800



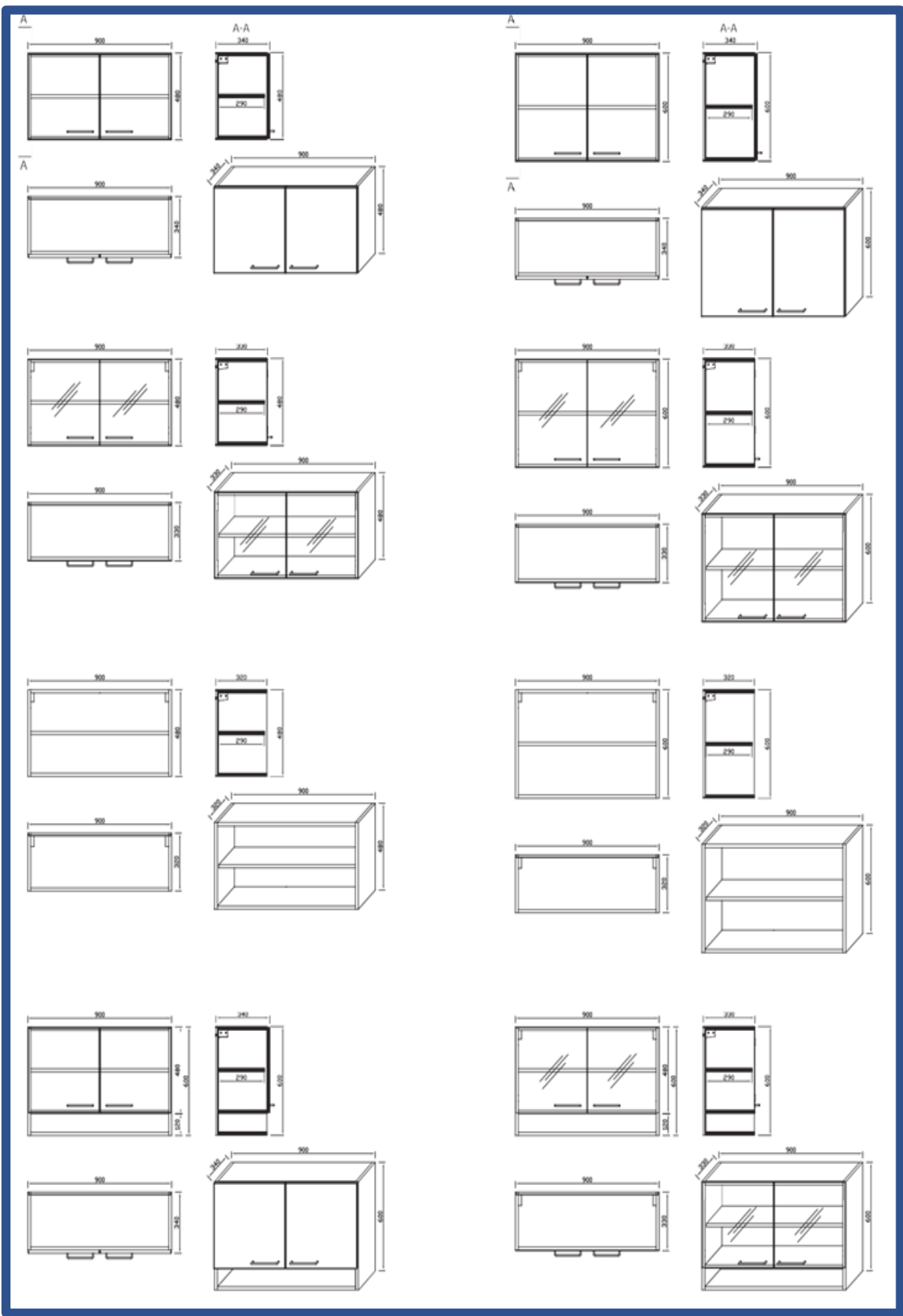
**CABINET EXTENDERS - ANTRESOLI**











TYPE	DESCRIPTION	SIZE (WxDxH) [mm]
SKN 1-450L	1 door	450 x 420 x 600
SKN 1-450P	1 door	450 x 420 x 600
SKN 1-600L	1 door	600 x 420 x 600
SKN 1-600P	1 door	600 x 420 x 600
SKN 1-450L	1 door	450 x 620 x 600
SKN 1-450P	1 door	450 x 620 x 600
SKN 1-600L	1 door	600 x 620 x 600
SKN 1-600P	1 door	600 x 620 x 600
SKN 1-900	2 doors	900 x 420 x 600
SKN 1-900Z	2 doors	900 x 400 x 600
SKN 1-900	2 doors	900 x 620 x 600
SKN 1-900Z	2 doors	900 x 600 x 600



WALL – MOUNTED CABINETS – SIENAS SKAPĪŠI



TYPE	DESCRIPTION	SIZE (WxDxH) [mm]	
LSN 2-600L LSN 2-600P LSN 2-600L LSN 2-600P	1 door 1 door 1 door 1 door	600 x 340 x 480 600 x 340 x 480 600 x 340 x 600 600 x 340 x 600	
LSN 2-900 LSN 2-900	2 doors 2 doors	900 x 340 x 480 900 x 340 x 600	
LSN 3-600L LSN 3-600P LSN 3-600L LSN 3-600P	1 door 1 door 1 door 1 door	600 x 330 x 480 600 x 330 x 480 600 x 330 x 600 600 x 330 x 600	
LSN 3-900 LSN 3-900Z LSN 3-900 LSN 3-900Z	2 doors 2 doors 2 doors 2 doors	900 x 330 x 480 900 x 320 x 480 900 x 330 x 600 900 x 320 x 600	
LSN 4-600 LSN 4-900 LSN 4-600 LSN 4-900	open open open open	600 x 320 x 480 900 x 320 x 480 600 x 320 x 600 900 x 320 x 600	
LSN 5-600L LSN 5-600P	1 door with niche 1 door with niche	600 x 340 x 600 600 x 340 x 600	
LSN 5-900	2 doors with niche	900 x 340 x 600	
LSN 6-600L LSN 6-600P	1 door with niche 1 door with niche	600 x 330 x 600 600 x 330 x 600	
LSN 6-900 LSN 6-900Z	2 doors with niche 2 doors with niche	900 x 330 x 600 900 x 320 x 600	

**METAL CABINETS – METĀLA SKAPJI**



Cabinets for Alkalis and Acids / Skābju un sārmu uzglabāšanas skapji

Cabinets for Chemicals / Ķīmisko vielu uzglabāšanas skapji

Cabinets for poisons / Uzglabāšanas skapji indīgām vielām

Wardrobes / Garderobes

Containers / Skapīši uz rīteņiem

Storage cabinets / Uzglabāšanas skapji





**SHELF RACKS - PLAUKTU SISTĒMAS**



DESCRIPTION	SIZE (WxDxH) [mm]	LOAD
4 shelves	800 x 400 x 1600	140
4 shelves	1000 x 400 x 1600	130
4 shelves	1200 x 400 x 1600	120
4 shelves	800 x 600 x 1600	150
4 shelves	1000 x 600 x 1600	140
4 shelves	1200 x 600 x 1600	130
5 shelves	800 x 400 x 2000	140
5 shelves	1000 x 400 x 2000	130
5 shelves	1200 x 400 x 2000	120
5 shelves	800 x 600 x 2000	150
5 shelves	1000 x 600 x 2000	140
5 shelves	1200 x 600 x 2000	130
6 shelves	800 x 400 x 2400	140
6 shelves	1000 x 400 x 2400	130
6 shelves	1200 x 400 x 2400	120
6 shelves	800 x 600 x 2400	150
6 shelves	1000 x 600 x 2400	140
6 shelves	1200 x 600 x 2400	130



**LABORATORY CHAIRS – LABORATORIJAS KRĒSLI**

The chairs shown represent only most requested types. All chairs are swivel with adjustable height (through gas piston).

Parādītie krēsli ir tikai visvairāk pieprasītie krēsli. Visi krēsli ir grozāmi ar regulējamu augstumu (ar gāzes liftu).



## LABORATORY RACK FITTINGS LABORATORIJAS KRĀNI

All fittings and valves are determined specially for the laboratory environment (brass with a protective epoxy-polyester layer) and according to the DIN 12918, connecting olivettes according to the DIN 12898, valves according the ISO 228/1 and colour coding according to EN 13792:2000.

Visi laboratorijas krāni ir paredzēti speciāli laboratorijas videi (misiņš ar aizsargājošu epoksīda – poliestera krāsojumu) un saskaņā ar DIN 12918, vārsti saskaņā ar ISO 228/1 un krāsu kodēšana ar EN 1379:2000.

COLD WATER	WARM WATER	DEMI WATER	COMPRES. AIR	VA- KUUM	NATURAL GAS	PROPANE /BUTANE	NITRO- GEN	CARBON DIOXIDE	ARGON
---------------	---------------	---------------	-----------------	-------------	----------------	--------------------	---------------	-------------------	-------